



MOODLE TRAINEE MANUAL



Co-funded by the
Erasmus+ Programme
of the European Union

Project No. 2020-1-LT01-KA204-077959

The European Commission's support for the production of this publication does not constitute an endorsement of the contents, which reflect the views only of the authors, and the Commission cannot be held responsible for any use which may be made of the information contained therein.


Login

1º Access the Moodle platform via the link

<http://elearningprojects.eu/course/view.php?id=13>

2º Log in through your email or enter your username and password (respecting the number of characters, uppercase, lowercase and alphanumeric).

3º Click "Entrar".



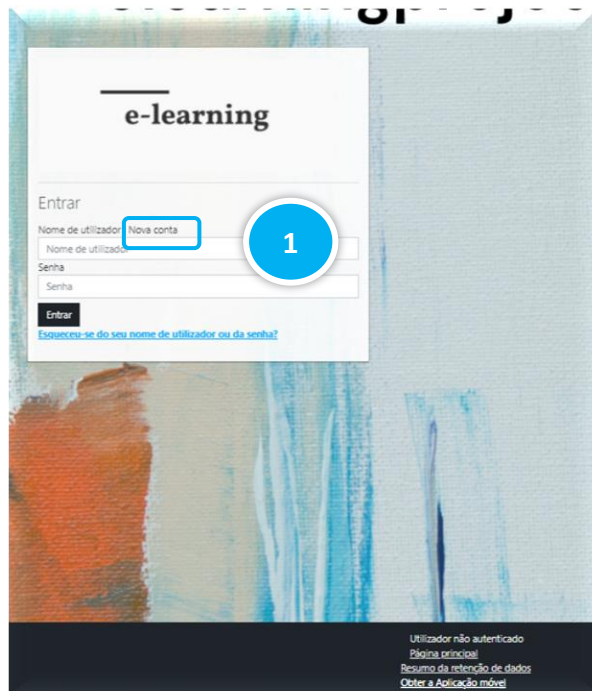
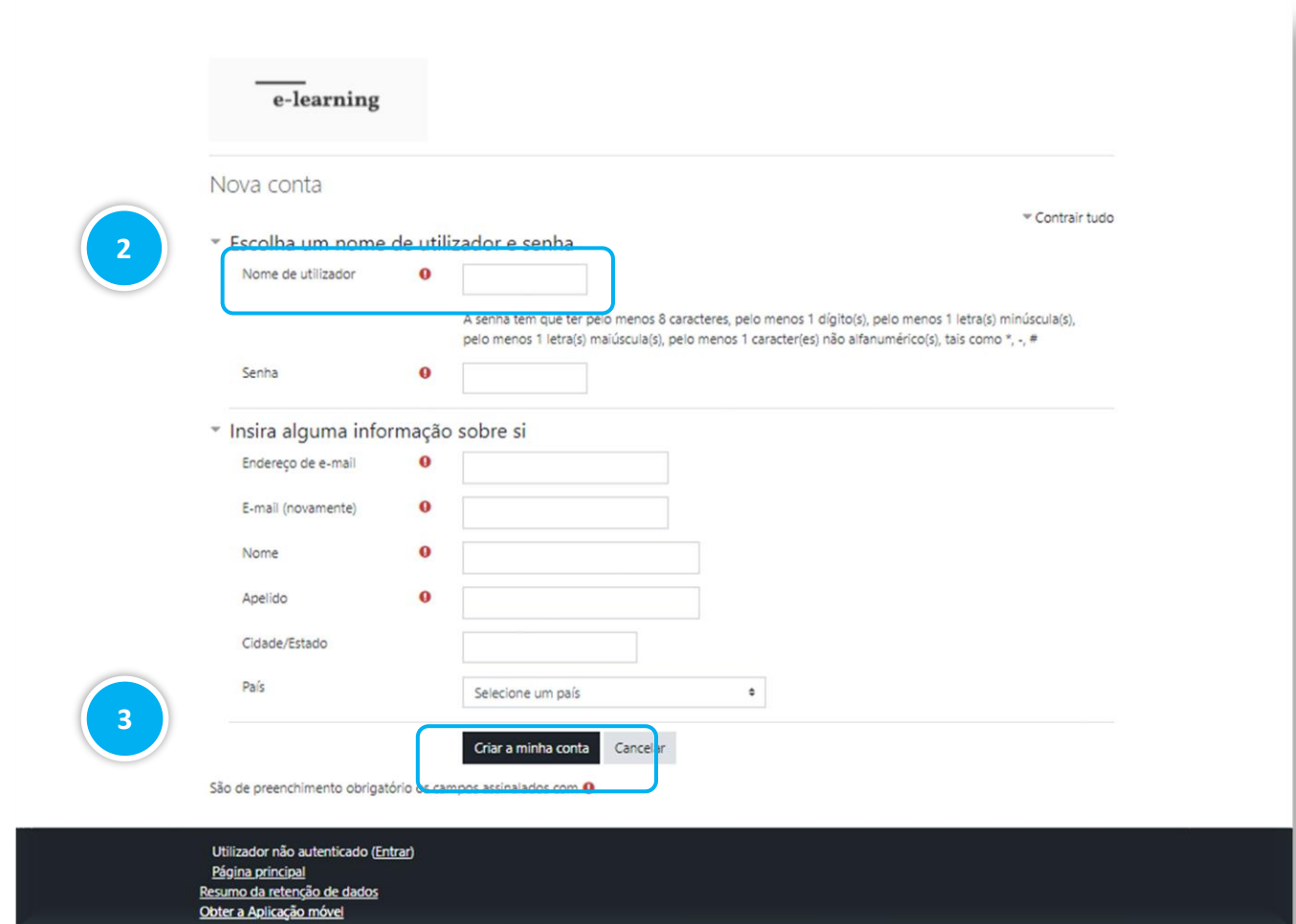
Register for a new account

To create a new account, you must follow these steps:

1º Click register for a new account.

2º Fill in the required fields.

3º Click create new account. You will receive a confirmation email and must click on the link

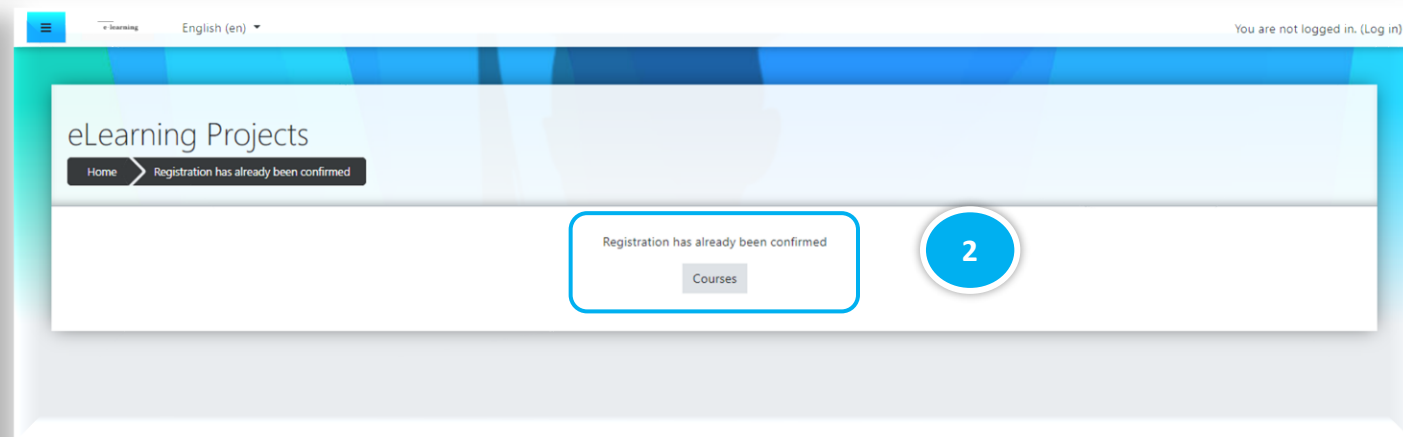
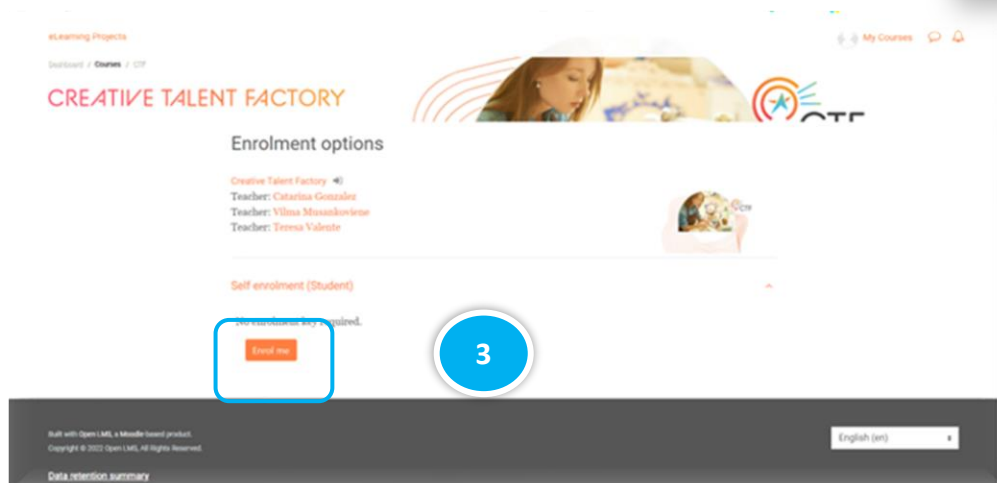
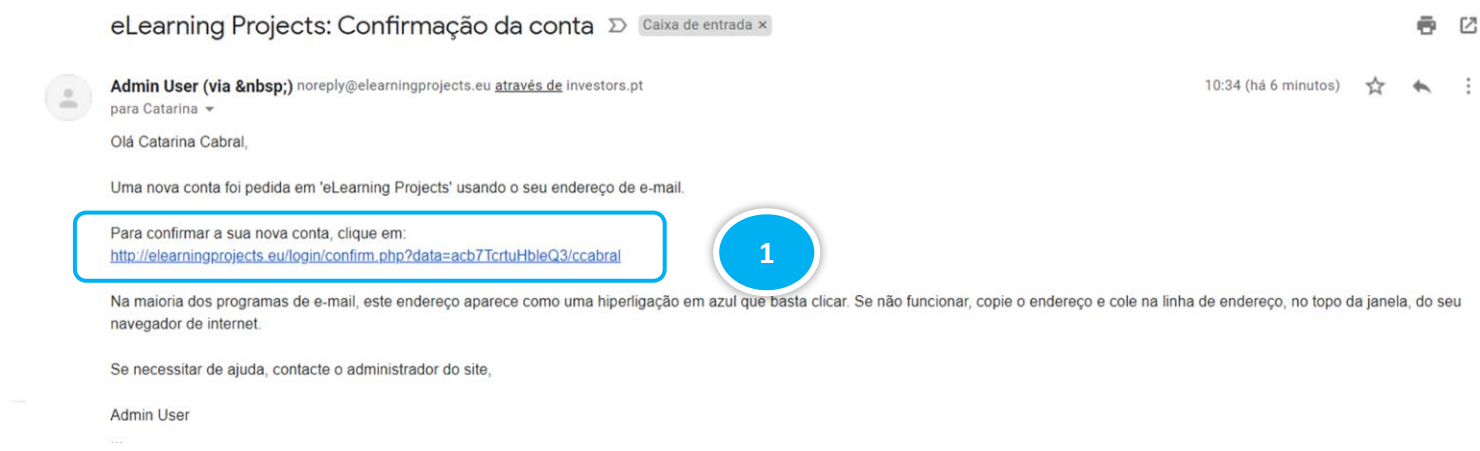
The screenshot shows the 'Nova conta' registration page. A blue circle with the number '2' highlights the 'Escolha um nome de utilizador e senha' section, which includes input fields for 'Nome de utilizador' and 'Senha'. A blue circle with the number '3' highlights the 'Insira alguma informação sobre si' section, which includes input fields for 'Endereço de e-mail', 'E-mail (novamente)', 'Nome', 'Apelido', 'Cidade/Estado', and 'País'. At the bottom, there is a 'Criar a minha conta' button and a 'Cancelar' button. The page title is 'e-learning' and the section is 'Nova conta'.

Enrollment in the eLearning course

1º After receiving the confirmation email click on the link

2º Click on course and make the login

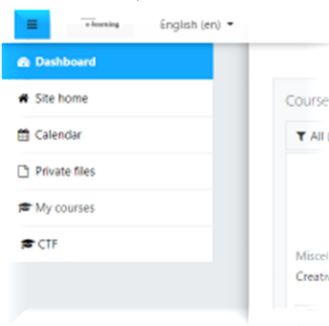
3º Make the enrollment in the eLearning course



Dashboard

Details and buttons on the main page.

On the dashboard you will find the courses you are enrolled in, the calendar, and the private files.



On the left bar you will find all the contents of the course.

eLearning Projects
Dashboard / My Courses

CREATIVE TALENT FACTORY

CONTENTS

- Introduction
Progress: 0 / 4
- Pre-assessment
Progress: 0 / 1
- Module 1 - Basis for the successful creative entrepreneurship
Progress: 0 / 6
- Module 2 - Digital and media literacy
Progress: 0 / 6
- Module 3 - Main components of successful creative business
Progress: 0 / 6
- Module 4 - Effective marketing strategies for creative business
Progress: 0 / 7
- Module 5 - Specific of sales and business negotiation techniques for creative business
Progress: 0 / 6
- Assessment tool
Progress: 0 / 1

Messages received.

Notifications received.



Introduction

Select your language

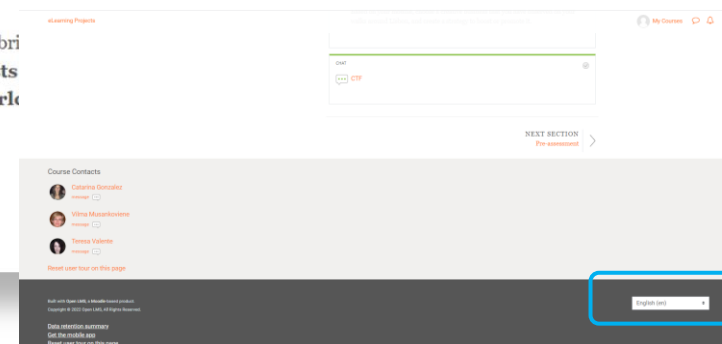


At the bottom of the page, on the right side, you can change the language of the panel.

Doing art is different than doing business in art

The Creative Talent Factory brings educational material to all artists in the world

Who can benefit



Dashboard

Details and buttons on the main page.

Clicking on "My courses" is navigation to the disciplines you are enrolled in, dashboard, calendar and exit the platform.

CREATIVE TALENT FACTORY

CONTENTS

Catarina Cabral

Profile - Dashboard - Grades - Preferences - Log out

Creative Talent Factory

Progress: 0 / 37 0%

Through the profile you can access and edit your personal data

My Courses

Introduction

Select your language

Doing art is different than doing business in art

The Creative Talent Factory bridges this gap by offering **completely free of charge educational material** to **all artists** that wish to **launch their own business** and **thrive in the world of art entrepreneurship**.

Who can benefit

Contents of Disciplines

By accessing the disciplines where you are enrolled, you will have access to all the contents put by the teacher (for example, class support material, links, bibliography, etc.), to perform the activities proposed by the same (perform tests, submit papers, Participate in forums and chats, etc.), access the staff and list of participants in the discipline, medals and competencies.

Module 5 - Specific of sales and business negotiation techniques for creative business
Progress: 0 / 6
Assessment tool
Progress: 0 / 1
[Course Dashboard](#)

Submodule 1.1 - Awareness of main business principles

Being aware of the main business principles mean to know the exact steps that allow to transform a creative idea into a real business. It means to understand what entrepreneurship means, what an entrepreneur exactly does and needs and what the main features of a business are, starting for a preliminary SWOT analysis to develop an idea from scratch and start or to improve your creative enterprise.

Adult learners will be trained to obtain the following abilities: improve their knowledge on the basis and main aspects of entrepreneurship, use SWOT analysis for the development of their creative business idea, and apply main business principles for developing a creative enterprise.

Chapters

- Introduction
- SWOT Analysis
- How to Perform SWOT Analysis
- What knowledge do you need to become a creative entrepreneurship?

Submodule 1.2 - Creativity

Chapters

The Creative Talent Factory bridges this gap by offering completely free of charge educational material to all artists that wish to launch their own business and thrive in the world of art entrepreneurship.

Who can benefit

[Read more »](#)

Who we are



The Partners that are part of the consortium are:

[Read more »](#)

FORUM

[Announcements](#)

FORUM

[Activity_LTTA Lisbon](#)

Based on your module, choose a creative business that you have observed on your walks around Lisbon, and create a strategy to boost or promote it.

MOODLE TRAINEE MANUAL

Edited by StoryTellme

Project Number

Project No. 2020-1-LT01-KA204-077959

<https://talentcreation.eu/>